02 · KP SERIES — HEIGHT-ADJUSTABLE PEDESTALS WITH FIXED TOP

# KP Series

Height-adjustable pedestals with integrated SX, CT3 or CY3 head

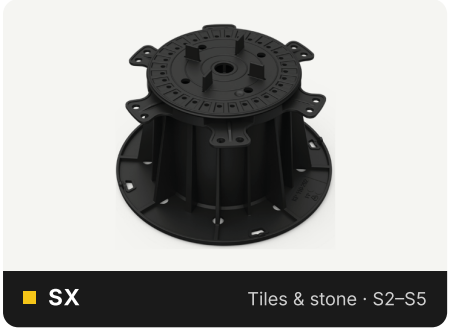

**SX** Tiles & stone · S2–S5



**CT3** Full carcass · decking



**CY3** Half carcass · decking

KP pedestals have the head moulded into the pedestal, so each unit is placed as one piece and set to height by turning the threaded body. Choose SX with joint spacer for porcelain tiles, stone and pavers; CT3 full carcass or CY3 half carcass to carry timber, WPC or aluminium decking joists.

| | | | |
|---|---|---|---|
| **21–202** mm<br>Height range in 5 models | **Ø195** mm<br>Base diameter | **3**<br>Head types: SX · CT3 · CY3 | **4,000+** kg<br>Load, fully tightened* |

## MODEL RANGE

| ITEM CODES | MIN. HEIGHT mm, closed | MAX. HEIGHT mm, extended | ADJUSTMENT mm | HEAD OPTIONS |
|---|---|---|---|---|
| **KP-21-27 SX · CT3 · CY3** | 21 | 27 | 6 | SX (S2–S5) · CT3 · CY3 |
| **KP-27-40 SX · CT3 · CY3** | 27 | 40 | 13 | SX (S2–S5) · CT3 · CY3 |
| **KP-40-64 SX · CT3 · CY3** | 40 | 64 | 24 | SX (S2–S5) · CT3 · CY3 |
| **KP-64-110 SX · CT3 · CY3** | 64 | 110 | 46 | SX (S2–S5) · CT3 · CY3 |
| **KP-110-202 SX · CT3 · CY3** | 110 | 202 | 92 | SX (S2–S5) · CT3 · CY3 |

## FEATURES

- **One-piece unit**
  Head is integrated — nothing to assemble on site.
- **Three head types**
  SX joint spacer (2–5 mm), CT3 full carcass, CY3 half carcass.
- **Threaded height adjustment**
  Continuous adjustment from closed to fully extended height.
- **Stable Ø195 mm base**
  Wide footprint spreads load on membranes and screeds.
- **Higher levels**
  Add one or more KA-EX-100 extenders (+100 mm each).
- **Pads available**
  KA-PDT-2 top pad (2 mm) and KA-PCB-8 slope pad (2°).

## APPLICATIONS

Porcelain tiles · Natural stone · Concrete pavers · Timber & WPC decking · Aluminium joists · Roof terraces



**KA-EX-100 EXTENDER**
+100 mm per extender; several can be combined. Compatible with KP & KPS.

## TECHNICAL DRAWINGS · KP SX

All dimensions in mm

### KP-21–27 SX




Closed · 21 mm




Extended · 27 mm

### KP-27–40 SX

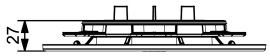


Closed · 27 mm

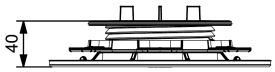


Extended · 40 mm

### KP-40–64 SX

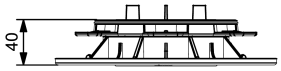


Closed · 40 mm

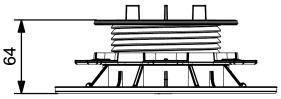


Extended · 64 mm

### KP-64–110 SX

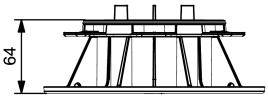


Closed · 64 mm

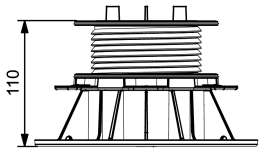


Extended · 110 mm

### KP-110–202 SX

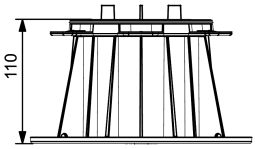


Closed · 110 mm

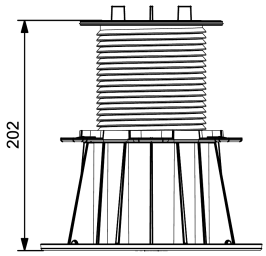


Extended · 202 mm

### KA-EX-100 extender · KP & KPS

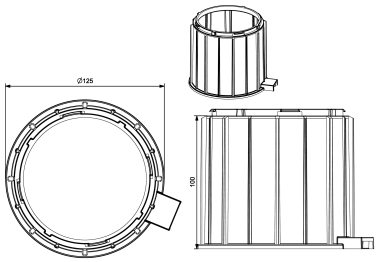


Ø125 × 100 mm

### KP SX · overview



Isometric view

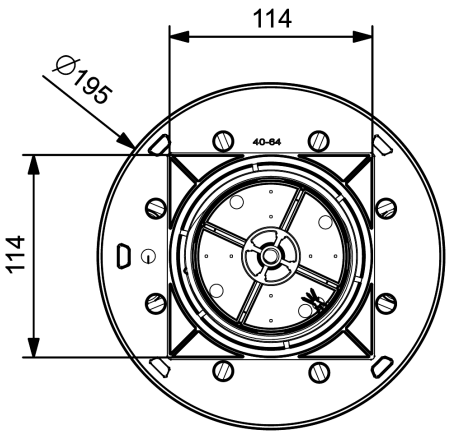


Top view · base Ø195

## TECHNICAL DRAWINGS · KP CT3

All dimensions in mm · CY3 shares the same body and heights

### KP-21–27 CT3




Closed · 21 mm | Extended · 27 mm

### KP-27–40 CT3

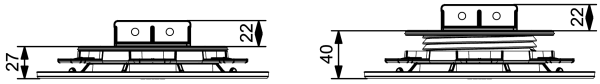


Closed · 27 mm | Extended · 40 mm

### KP-40–64 CT3

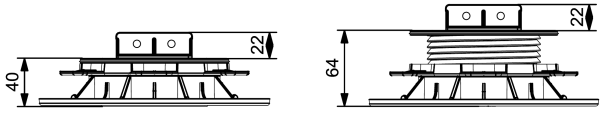


Closed · 40 mm | Extended · 64 mm

### KP-64–110 CT3

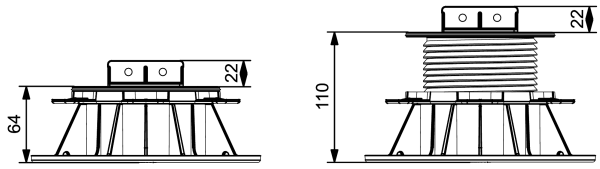


Closed · 64 mm | Extended · 110 mm

### KP-110–202 CT3

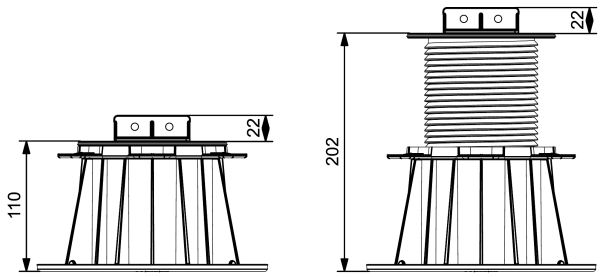


Closed · 110 mm | Extended · 202 mm

## MATERIAL & PERFORMANCE

| | |
|---|---|
| **Material** | Polypropylene (PP), recycled content |
| **Load capacity** | 900+ kg loose · 4,000+ kg fully tightened* |
| **Service temperature** | −30 °C to +80 °C |
| **Colour** | Black |
| **HS code** | 3925.90.80 |

### RESISTANT TO

- UV & weathering
- Water, frost & moisture
- Common construction chemicals
- Rot & corrosion
- Algae & salt environments

## SYSTEM DATA

| | |
|---|---|
| **Head** | Fixed, integrated: SX · CT3 · CY3 |
| **Joint options (SX)** | S2 · S3 · S4 · S5 |
| **Base** | Ø195 mm, round |
| **Height adjustment** | Threaded body, continuous |
| **Extension** | KA-EX-100 (+100 mm), combinable |
| **Top pad** | KA-PDT-2 (2 mm) |
| **Slope pad** | KA-PCB-8 (8 mm, 2°) |

## PACKAGING & LOGISTICS

| MODEL (CT3) | PCS / CARTON | PCS / PALLET |
|---|---|---|
| 21–27 | 105 | 2,625 |
| 27–40 | 96 | 2,400 |
| 40–64 | 66 | 1,650 |
| 64–110 | 42 | 1,050 |
| 110–202 | 24 | 600 |

Carton 600 × 395 × 475 mm · pallet 1000 × 1200 mm.

Samples, technical documentation and test reports are available on request.

**SALES ENQUIRIES**
sales@kuleflooring.com
www.kuleflooring.com

* Load values from tests to TS 13776:2017-05; test reports available on request. Kule Flooring reserves the right to change specifications without notice. Values are typical and should be verified for project-specific design.