03 · KPS SERIES — INTERCHANGEABLE HEAD ACCESSORIES

KPS Accessories

One flat-top KPS pedestal — thirteen heads for tiles, decking and aluminium profiles



KPS PEDESTAL · ACCESSORY · SX · KPS + SX

KPS pedestals are made with a flat top. The head you need is chosen by surface material, joint width and slope, and clipped onto the pedestal on site.

1. Choose the KPS height (21–202 mm).
2. Choose the accessory for tile, decking or profile.
3. Clip it onto the flat top — ready to install.

ACCESSORY RANGE

Self-levelling sets up to 7° · KPS-C5 up to 5°

KPS + ACCESSORY = ASSEMBLY	ITEM CODE	DESCRIPTION · OPTIONS
FIXED HEADS — CLIP ONTO THE FLAT KPS TOP		
	**SX**	Joint spacer (cross) S2 · S3 · S4 · S5
	**SHX**	Joint spacer (single bar) S2 · S3 · S4 · S5
	**CW3**	Profile carcass CW3
	**KPS-CT3**	Carcass component CT3
	**KPS-SJX**	Joint component S2 · S3 · S4 · S5
	**KPS-PSX**	Fixed aluminium profile holder 40 mm · 50 mm
SELF-LEVELLING SETS — PIVOTING HEAD FOLLOWS THE SLOPE		
	**KPS-SET-DX**	Self-levelling joint set D2 · D3 · D4 · D5
	**KPS-SET-PX-40**	Angle aluminium profile set 40 mm
	**KPS-SET-PSX**	Angle aluminium profile set 50 mm
	**KPS-SET-PTX-40-50**	Angle aluminium / wood profile set 40 mm · 50 mm
	**KPS-SET-CF3**	Fixed carcass – profile set CF3
	**KPS-SET-CW3**	Carcass – profile set CW3
ANGLE HEAD		
	**KPS-C5**	Angle joint component, up to 5° S2 · S3 · S4 · S5

TECHNICAL DRAWINGS

All dimensions in mm · all shown on KPS-40-64

SX joint spacer

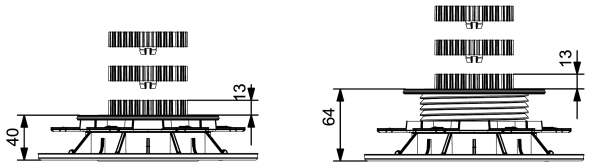

KPS-40-64 + SX · closed | Extended

KPS-C5 angle joint (up to 5°)

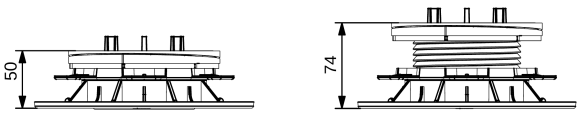

KPS-40-64 + C5 · closed | Extended

KPS-PSX fixed profile holder · 40 mm

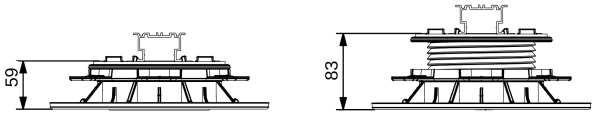

KPS-40-64 + PSX 40 · closed | Extended

KPS-PSX fixed profile holder · 50 mm

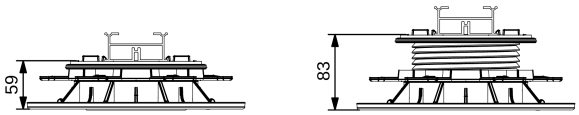

KPS-40-64 + PSX 50 · closed | Extended

KPS-SET-DX self-levelling joint set

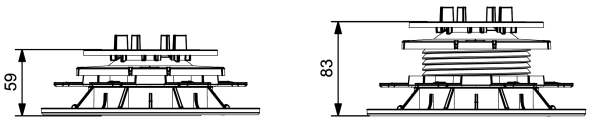

KPS-40-64 + SET-DX · closed | Extended

KPS-SET-PX-40 angle profile set

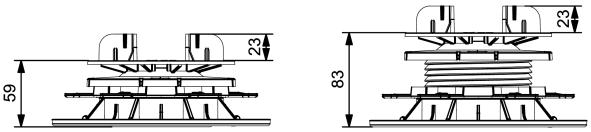

KPS-40-64 + SET-PX-40 · closed | Extended

KPS-SET-PSX angle profile set · 50 mm

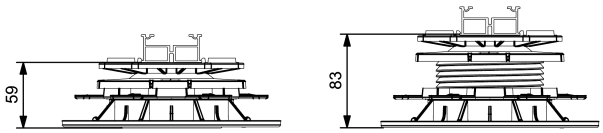

KPS-40-64 + SET-PSX · closed | Extended

KPS-SET-CF3 fixed carcass – profile set

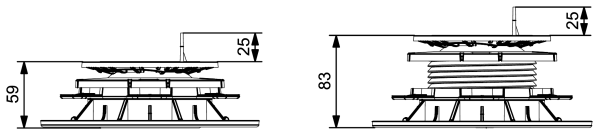

KPS-40-64 + SET-CF3 · closed | Extended

WORKING HEIGHT WITH ACCESSORIES

Height to support surface, mm (closed – extended)

Fixed joint spacers (SX, SHX, KPS-SJX) do not change the support height; their fins stand 13 mm above the pedestal top. Carcass upstands: KPS-CT3 22 mm, KPS-SET-PX-40 23 mm, KPS-SET-CF3 25 mm.

CONFIGURATION	KPS-21-27	KPS-27-40	KPS-40-64	KPS-64-110	KPS-110-202
KPS body (flat top)	21–27	27–40	40–64	64–110	110–202
+ KA-PDT-2 top pad, 2 mm	23–29	29–42	42–66	66–112	112–204
+ KPS-PSX 40 / 50 to profile seat	40–46	46–59	59–83	83–129	128–220
+ KPS-C5 angle joint, 5°	32–38	39–52	50–74	74–120	120–212
+ KPS-SET-DX / PX-40 / PSX / CF3 self-levelling sets	40–46	46–59	59–83	83–129	128–220

MATERIAL & PERFORMANCE

Material	Polypropylene (PP), recycled content
Service temperature	−30 °C to +80 °C
Colour	Black
HS code	3925.90.80

RESISTANT TO

- UV & weathering
- Water, frost & moisture
- Common construction chemicals
- Rot & corrosion
- Algae & salt environments

SYSTEM DATA

Compatible bases	KPS-21-27 … KPS-110-202
Fixing	Clip-on to KPS flat top
Slope correction	Up to 7° (sets) · 5° (KPS-C5)
Profile widths	40 mm · 50 mm
Joint options	2 · 3 · 4 · 5 mm

PACKAGING & LOGISTICS

Supplied in export cartons on stretch-wrapped pallets. Pieces per carton, pieces per pallet and container/truck quantities are confirmed with each quotation.

Samples, technical documentation and test reports are available on request.

SALES ENQUIRIES
sales@kuleflooring.com
www.kuleflooring.com

Kule Flooring reserves the right to change specifications without notice. Values are typical and should be verified for project-specific design.